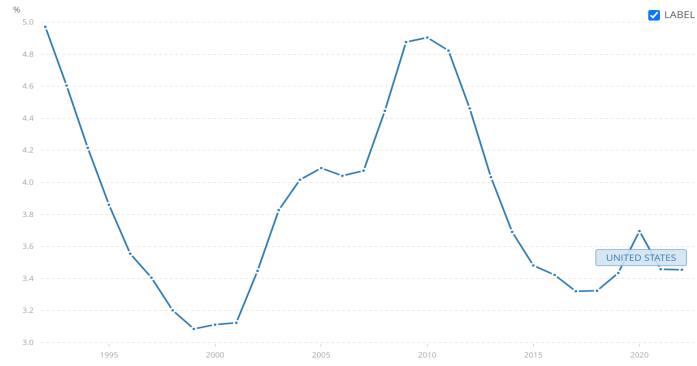


market research item	amount	United States	Canada	United Kingdom	Germany	France	Italy	Spain	Netherlands	Belgium	Austria	Switzerland	Australia	Czech Republic	Poland	Greece	Sweden	Norway	Denmark	Finland	Romania	Israel	Japan	South Korea
Population	1,071,247,984	335,893,238	41,012,563	67,596,281	84,673,158	68,449,000	58,968,501	48,692,804	17,977,676	11,828,948	9,170,647	8,981,565	27,282,542	10,859,532	37,582,000	10,413,982	10,548,261	5,562,363	5,967,824	5,583,284	19,051,562	9,907,100	123,960,000	51,285,153
Defense Budget, \$B	1,481.1	916.0	27.2	74.9	66.8	61.3	35.5	23.7	16.6	7.6	4.4	6.3	32.3	5.1	31.6	7.7	8.8	8.7	8.1	7.3	5.6	27.5	50.2	47.9
Surgery	732,810	184,741	18,046	89,903	91,447	40,385	83,735	38,954	8,809	10,646	10,088	8,532	12,277	13,574	25,556	17,079						7,529	45,865	25,643
Anesthesiologists	50,837	50,837																						
Emergency medicine	57,834	57,834																						
Psychiatry	55,593	55,593																						
Radiology	48,464	48,464																						
Cardiology	33,055	33,055																						
Oncology (cancer)	20,886	20,886																						
Endocrinology, diabetes, & metabolism	8,237	8,237																						
All other specialities of physicians	2,990,554	822,938	84,896	189,946	329,379	218,352	221,722	241,029	70,113	35,369	44,294	36,375	89,214	39,312	83,432	56,236						33,090	285,108	109,750
Emergency Medical Technicians	313,886	210,700	52,086	28,700									22,400											
Career firefighters	903,388	370,000	25,000	40,100	44,574	53,100	28,870	4,100	25,223	5,519	2,657	1,295	15,817	12,161	30,154	12,441	8,910	1,870	1,217	2,940	24,736	1,500	161,204	30,000
Volunteer firefighters	4,019,463	745,000	120,000	20,400	1,023,345	193,800	20,060	45,000	20,155	12,230	241,943	89,472	152,798	71,053	262,512	3,219	13,583	3,012	2,952	19,400	7,782	400	864,347	87,000
Hotshot crew (wildland firefighters)	2,486	2,486																						
Police Officers	2,932,260	697,195	67,425	148,893	279,200	282,612	276,750	249,907	50,400	37,840	30,900	11,000	53,857	40,152	100,000	55,000	20,423	10,170	11,225	7,300	60,000	28,633	296,700	116,678
Sheriff's Officers	63,996	63,996																						
FBI	35,000	35,000																						
DEA	10,169	10,169																						
ATF	5,101	5,101																						
USMS	4,047	4,047																						
Federal Air Marshal Service	3,000	3,000																						
Customs and Border Protection	62,700	62,700																						
Immigration and Customs Enforcement	20,000	20,000																						
United States Secret Service	7,000	7,000																						
Coast Guard	40,992	40,992																						
Private Security	1,100,000	1,100,000																						
Army	3,247,765	480,893	92,000	187,970	186,450	222,200	176,000	177,950	53,130	34,000	34,600	3,600	53,572	57,050	105,000	177,600	29,750	23,250	14,500	23,800	69,300	168,000	247,150	630,000
Army National Guard	336,129	336,129																						
Navy	336,978	336,978																						
Marine Corps	180,958	180,958																						
Air Force	329,614	329,614																						
Potential users in total	17,953,201	6,324,544	459,452	705,912	1,954,395	1,010,449	807,137	756,941	227,830	135,604	364,482	150,275	399,935	233,302	606,654	321,574	72,666	38,302	29,894	53,440	161,818	239,152	1,900,374	999,071
Estimated market share for 4 years	9.1%	25.9%																						
Estimated market share for 7 years	32.0%																							
TAM, \$B	14.7	\$ 34.50	\$ 58.65	\$ 85.19	\$ 51.89																			
SAM, \$B	8.7	\$ 20.36	\$ 34.60	\$ 50.26	\$ 30.61																			
SOM, \$B	5.7	\$ 13.43	\$ 22.83	\$ 33.16	\$ 20.20																			

	Users / year	Basic Pack	Kit One	Total Kit	Ave Value
TAM, \$B	14.7	\$ 34.50	\$ 58.65	\$ 85.19	\$ 51.89
SAM, \$B	8.7	\$ 20.36	\$ 34.60	\$ 50.26	\$ 30.61
SOM, \$B	5.7	\$ 13.43	\$ 22.83	\$ 33.16	\$ 20.20

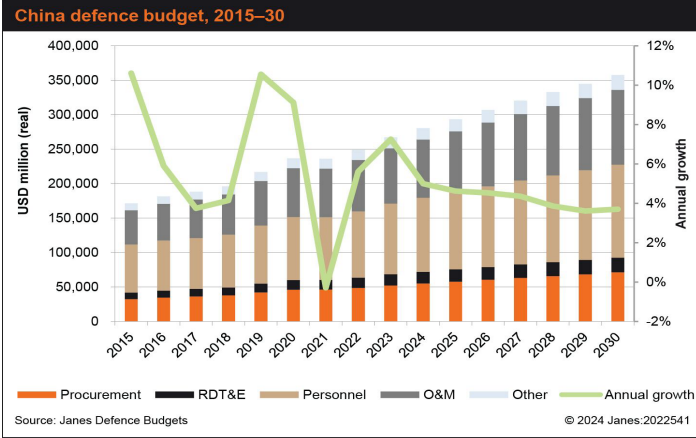
Other countries	China	Russia	India	Saudi Arabia	Ukraine	Brazil	Algeria	Taiwan	Turkey	Singapore	Mexico	Colombia	Iran	Indonesia	Pakistan	Kuwait	Oman	Thailand	Chile	North Korea
4,306,318,199	1,409,670,000	146,150,789	1,404,910,000	32,175,224	36,700,000	203,080,756	46,700,000	23,413,608	85,372,377	5,917,600	129,713,690	52,695,952	85,000,000	281,603,800	241,499,431	4,913,271	5,190,332	65,990,480	19,960,889	25,660,000
795.8	296.0	109.0	83.6	75.8	64.8	22.9	18.3	19.1	15.8	13.2	11.8	10.7	10.3	9.5	8.5	7.8	5.9	5.8	5.5	1.5



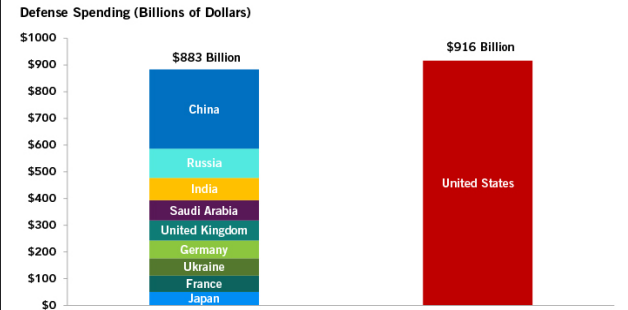
Military expenditure (% of GDP)

[List of countries by number of military and paramilitary personnel](#)

[List of countries and dependencies by number of police officers](#)



The United States spends more on defense than the next 9 countries combined



SOURCE: Stockholm International Peace Research Institute, SIPRI Military Expenditure Database, April 2024.
 NOTES: Figures are in U.S. dollars converted from local currencies using market exchange rates. Data for the United States are for fiscal year 2023, which ran from October 1, 2022, through September 30, 2023. Data for the other countries are for calendar year 2023. The source for this chart uses a definition of defense spending that is more broad than budget function 050 and defense discretionary spending.
 © 2024 Peter G. Peterson Foundation PGPF.ORG

Firefighters in the EU, 2022

